

1. During the last year, approximately how often have you attended church on Sunday morning, either as an attendee or as an R.E. teacher?

	9:30 am service	11:15 am service	Rating Count
3 or more times per month	54.1% (53)	45.9% (45)	98
1 or 2 times per month	54.3% (19)	45.7% (16)	35
Every few weeks	47.4% (9)	52.6% (10)	19
Rarely	38.9% (7)	61.1% (11)	18
Never	100.0% (5)	0.0% (0)	5

Other: 26

answered question	143
skipped question	5

2. Indicate all the reasons you ATTEND the church and the importance of each:

	Extremely	Very	Somewhat	None	Rating Count
Adult religious education	7.9% (10)	32.5% (41)	39.7% (50)	19.8% (25)	126
Campus/setting	1.7% (2)	18.8% (22)	44.4% (52)	35.0% (41)	117
Celebrating common values	50.7% (71)	40.0% (56)	8.6% (12)	0.7% (1)	140
Children's religious education	31.1% (38)	18.0% (22)	17.2% (21)	33.6% (41)	122
Choir	24.1% (32)	35.3% (47)	24.8% (33)	15.8% (21)	133
Community	62.4% (88)	25.5% (36)	12.1% (17)	0.0% (0)	141
Denominational involvement	6.6% (8)	28.9% (35)	43.0% (52)	21.5% (26)	121
Family	20.9% (23)	24.5% (27)	30.9% (34)	23.6% (26)	110
Fellowship	46.4% (64)	38.4% (53)	15.2% (21)	0.0% (0)	138
GLBT concerns	7.5% (9)	22.5% (27)	50.0% (60)	20.0% (24)	120
Intellectual stimulation	41.7% (58)	41.7% (58)	14.4% (20)	2.2% (3)	139
Meditation/Prayer	23.7% (31)	35.9% (47)	30.5% (40)	9.9% (13)	131
Men's groups	2.7% (3)	2.7% (3)	9.7% (11)	85.0% (96)	113
Minister	40.0% (54)	43.0% (58)	14.1% (19)	3.0% (4)	135
Music/Aesthetic appeal	43.6% (58)	37.6% (50)	16.5% (22)	2.3% (3)	133
Social action/Service activities	28.7% (39)	36.8% (50)	29.4% (40)	5.1% (7)	136
Spiritual growth	51.9% (70)	29.6% (40)	15.6% (21)	3.0% (4)	135
Unitarian Universalist beliefs	42.6% (58)	39.0% (53)	16.9% (23)	1.5% (2)	136
Women's groups	8.9% (11)	16.1% (20)	32.3% (40)	42.7% (53)	124
Worship	35.1% (47)	37.3% (50)	23.1% (31)	4.5% (6)	134
Youth groups	22.7% (27)	11.8% (14)	20.2% (24)	45.4% (54)	119
Young adult groups	4.3% (5)	5.2% (6)	16.4% (19)	74.1% (86)	116
Other (specify in comments)	5.9% (2)	17.6% (6)	0.0% (0)	76.5% (26)	34

Other (please specify)

18

answered question

146

skipped question

2

3. In which of the following church activities have you participated during the last year?

	Weekly	Monthly	2-3 times a year	yearly	Never	Rating Count
Adult religious education	4.6% (6)	5.3% (7)	25.2% (33)	21.4% (28)	43.5% (57)	131
Auction	0.0% (0)	2.2% (3)	1.5% (2)	61.2% (82)	35.1% (47)	134
Board of Trustees	2.4% (3)	6.3% (8)	0.8% (1)	4.0% (5)	86.5% (109)	126
Children's religious education activities	19.0% (24)	10.3% (13)	12.7% (16)	8.7% (11)	49.2% (62)	126
Choir/Other music performance	17.7% (23)	7.7% (10)	6.2% (8)	6.9% (9)	61.5% (80)	130
Committee or task force	13.8% (19)	40.6% (56)	9.4% (13)	2.9% (4)	33.3% (46)	138
Covenant group	3.1% (4)	18.1% (23)	5.5% (7)	5.5% (7)	67.7% (86)	127
Denominational meetings or workshops	0.0% (0)	1.7% (2)	15.7% (19)	13.2% (16)	69.4% (84)	121
Fall retreat	0.0% (0)	0.0% (0)	0.8% (1)	13.2% (16)	86.0% (104)	121
Fundraising	0.8% (1)	3.9% (5)	20.5% (26)	27.6% (35)	47.2% (60)	127
Musical events	6.6% (9)	8.1% (11)	44.9% (61)	16.2% (22)	24.3% (33)	136
Neighborhood meetings	0.0% (0)	0.8% (1)	9.0% (11)	30.3% (37)	59.8% (73)	122
Quilters	0.0% (0)	3.3% (4)	0.8% (1)	1.6% (2)	94.3% (115)	122
Service as congregational leader	7.3% (9)	12.1% (15)	6.5% (8)	4.0% (5)	70.2% (87)	124
Social action/Service activities	6.2% (8)	16.9% (22)	27.7% (36)	15.4% (20)	33.8% (44)	130
Social activities	2.4% (3)	22.4% (28)	50.4% (63)	14.4% (18)	10.4% (13)	125
Sunday coffee hour	55.3% (73)	26.5% (35)	10.6% (14)	3.0% (4)	4.5% (6)	132






Sunday services (as usher, greeter, leader, participant)	22.0% (29)	13.6% (18)	32.6% (43)	12.1% (16)	19.7% (26)	132
Support groups	2.5% (3)	3.4% (4)	8.4% (10)	5.9% (7)	79.8% (95)	119
Teen social activities	6.6% (8)	5.7% (7)	6.6% (8)	3.3% (4)	77.9% (95)	122
WomenCircle	1.6% (2)	6.3% (8)	15.6% (20)	10.2% (13)	66.4% (85)	128

Other (please specify) 21

answered question 145

skipped question 3










4. For how many hours a week, on average, did you participate in church activities (including Sunday services, coffee hours, Religious Education, committee work, etc.) during the most recent church year?

		Response Percent	Response Count
2 or fewer hours		32.9%	46
3-5 hours		47.1%	66
6-9 hours		12.9%	18
10-14 hours		5.7%	8
15 or more hours		1.4%	2

answered question 140

skipped question 8










**5. Which of the following reasons for attending worship services are important to you?
Choose 4.**





		Response Percent	Response Count
Celebration of common values		63.4%	90
Intellectual stimulation		63.4%	90
Fellowship period after services		29.6%	42
Hearing, playing, or singing music		60.6%	86
Mystical, spiritual experience		21.1%	30
Personal reflection and meditation		53.5%	76
Sense of belonging		57.7%	82
Support and encouragement for social action		31.0%	44
Uplifting emotional experience		41.5%	59
		answered question	142
		skipped question	6

6. Do you feel our congregational lay leadership...










	Yes	No	Don't know	Rating Count
...is representative of different segments of church membership?	67.4% (95)	8.5% (12)	24.1% (34)	141
...encourages and supports development of new programs?	73.2% (104)	2.8% (4)	23.9% (34)	142
...is responsive to concerns of all segments of the congregation?	54.2% (77)	13.4% (19)	32.4% (46)	142
...is too concerned with implementing the wishes of the minister?	16.2% (23)	44.4% (63)	39.4% (56)	142
answered question				143
skipped question				5

7. Which of the following viewpoints comes closest to your own? Choose up to TWO.

		Response Percent	Response Count
Theism--I find support and challenge in a God with whom I (long to) feel a personal relationship.		12.1%	17
Deism--I believe that there is a god, but with whom we cannot have a personal relationship.		5.7%	8
Atheism--I believe there is no god of any kind.		9.3%	13
Non-Theism--I don't relate to the notion of "god," but I don't deny the possibility that god exists.		10.0%	14
Naturalistic Theism--The powers traditionally attributed to a supernatural deity are inherent in the natural world, which thus elicits my respect and devotion.		30.7%	43
"Open" Agnosticism--I am undecided about whether God exists or not.		12.1%	17
"Strict" Agnosticism or Skepticism--I don't believe we are able to know whether God exists or not, such knowledge being beyond human capabilities.		7.9%	11
Humanism--I believe that human beings are responsible for "goodness" and "meaning", and that we must rely on one another for support.		59.3%	83
UU Christian--I consider myself part of the Christian tradition in that I best understand God and the human condition through the stories of the life, teachings, and death of Jesus of Nazareth.		5.7%	8

Mysticism--I find support and value in the fullness and connectedness of all things, with or without God.		22.1%	31
Earth-Centered Spirituality--I celebrate the sacred circle of life, which instructs us to live in harmony with the rhythms of nature.		14.3%	20
(Neo-)Paganism--I am inspired by the interconnection of all life, natural and divine, and find inspiration by participating in the traditions of indigenous peoples.		1.4%	2
Feminist Spirituality--I join with others in reclaiming the Divine Feminine through honoring the sacredness of the earth.		4.3%	6
		Other (please specify)	9
answered question			140
skipped question			8

8. In addition to Unitarian Universalism, what faith traditions are important in your religious development?

		Response Percent	Response Count
Buddhism		63.2%	79
Hinduism		5.6%	7
Islam		4.8%	6
Judaism		21.6%	27
Neo-Paganism		6.4%	8
Theological Christianity		31.2%	39
Religious Humanism		42.4%	53
Taoism		14.4%	18
Quaker		24.8%	31
	Other (please specify)		18
		answered question	125
		skipped question	23

9. What practices are important in your personal life and how frequently do you engage in them?

	Often	Occasionally	Seldom	Never-- this practice is not important to me	Rating Count
Prayer	19.4% (25)	21.7% (28)	21.7% (28)	37.2% (48)	129
Meditation	23.9% (33)	39.1% (54)	26.8% (37)	10.1% (14)	138
Yoga	21.7% (28)	19.4% (25)	14.7% (19)	44.2% (57)	129
Journaling	15.5% (20)	21.7% (28)	22.5% (29)	40.3% (52)	129
Engagement in small group ministries	25.8% (33)	29.7% (38)	19.5% (25)	25.0% (32)	128
Social Justice	28.9% (39)	37.0% (50)	25.9% (35)	8.1% (11)	135
Service	42.5% (57)	42.5% (57)	12.7% (17)	2.2% (3)	134
			Other (please specify)		11
			answered question		140
			skipped question		8





10. Which of the following most closely corresponds with your belief about immortality?

		Response Percent	Response Count
A person's memory lives on in the minds of their loved ones		49.6%	70
A person's body dies but a person's spirit or soul lives on		34.0%	48
At some point in the future, a person's body and soul are resurrected		0.0%	0
A person's soul is reborn into another living being		1.4%	2
There is nothing beyond a person's death		5.0%	7
Concern for immortality distracts from fully living in the moment		7.8%	11
No opinion		2.1%	3
answered question			141
skipped question			7





11. How often would you like the minister to preach?

		Response Percent	Response Count
Nearly every Sunday		32.1%	45
3 times a month		63.6%	89
2 times a month		3.6%	5
Once a month		0.7%	1
answered question			140
skipped question			8

12. How often would you like a guest minister or other speaker?

		Response Percent	Response Count
Nearly every Sunday		0.0%	0
3 times a month		0.7%	1
2 times a month		0.7%	1
Once a month		92.0%	126
Never		6.6%	9
answered question			137
skipped question			11

13. How often would you like the Sunday service to be designed and presented by one or more church members?

		Response Percent	Response Count
Nearly every Sunday		0.0%	0
3 times a month		0.0%	0
2 times a month		0.7%	1
Once a month		23.0%	32
Once every 2-3 months		69.1%	96
Never		7.2%	10
answered question			139
skipped question			9

14. How important to you are the following specific items which may be part of a Sunday worship service?

	Extremely important	Very important	Important	Somewhat important	Not important	Rating Count
Announcements	4.4% (6)	13.9% (19)	29.2% (40)	32.1% (44)	20.4% (28)	137
Celebrating religious holidays	9.6% (13)	27.2% (37)	35.3% (48)	21.3% (29)	6.6% (9)	136
Chalice lightings	32.4% (45)	36.0% (50)	23.0% (32)	4.3% (6)	4.3% (6)	139
Child dedications	19.1% (26)	30.9% (42)	31.6% (43)	16.9% (23)	1.5% (2)	136
Children's story	7.5% (10)	20.9% (28)	31.3% (42)	27.6% (37)	12.7% (17)	134
Choir	44.3% (62)	27.1% (38)	20.0% (28)	7.9% (11)	0.7% (1)	140
Coffee hour	27.5% (38)	24.6% (34)	31.2% (43)	14.5% (20)	2.2% (3)	138
Fellowship	43.5% (60)	30.4% (42)	20.3% (28)	5.1% (7)	0.7% (1)	138
Instrumental music	34.8% (48)	29.0% (40)	26.1% (36)	6.5% (9)	3.6% (5)	138
Lay participation	17.5% (24)	34.3% (47)	28.5% (39)	16.8% (23)	2.9% (4)	137
Meditation/quiet time	34.8% (48)	31.9% (44)	15.2% (21)	14.5% (20)	3.6% (5)	138
Multicultural sensitivity	43.4% (59)	29.4% (40)	19.9% (27)	5.1% (7)	2.2% (3)	136
Prayer	14.0% (19)	6.6% (9)	20.6% (28)	22.8% (31)	36.0% (49)	136
Readings	28.0% (37)	35.6% (47)	27.3% (36)	7.6% (10)	1.5% (2)	132
Reciting congregational covenant	7.4% (10)	18.5% (25)	29.6% (40)	23.7% (32)	20.7% (28)	135
Recognizing visitors	40.6% (56)	29.7% (41)	20.3% (28)	9.4% (13)	0.0% (0)	138
Responsive readings	5.3% (7)	12.0% (16)	37.6% (50)	32.3% (43)	12.8% (17)	133
Sermon	63.6% (89)	27.9% (39)	7.1% (10)	1.4% (2)	0.0% (0)	140
Sharing joys and concerns	46.4% (65)	24.3% (34)	17.9% (25)	9.3% (13)	2.1% (3)	140
Singing of hymns	45.7% (64)	27.9% (39)	14.3% (20)	10.0% (14)	2.1% (3)	140
					Other (please specify)	10
answered question						141

15. How important to you are these various Sunday worship sermon topics?

	Extremely important	Very important	Somewhat important	Not important	Rating Count
Christian traditions	3.7% (5)	17.6% (24)	56.6% (77)	22.1% (30)	136
Coping with life	36.7% (51)	48.9% (68)	12.2% (17)	2.2% (3)	139
Creative and artistic abilities	8.3% (11)	31.6% (42)	50.4% (67)	9.8% (13)	133
Current political events	11.6% (16)	35.5% (49)	44.2% (61)	8.7% (12)	138
Defining Unitarian Universalism	13.1% (18)	51.1% (70)	30.7% (42)	5.1% (7)	137
Earth-centered traditions	5.1% (7)	38.7% (53)	45.3% (62)	10.9% (15)	137
Family relationships and values	23.7% (32)	50.4% (68)	23.0% (31)	3.0% (4)	135
Jewish traditions	2.3% (3)	18.2% (24)	65.2% (86)	14.4% (19)	132
Non-western religions	5.9% (8)	28.1% (38)	58.5% (79)	7.4% (10)	135
Personal growth	31.3% (41)	46.6% (61)	19.1% (25)	3.1% (4)	131
Philosophical ideas	28.5% (39)	48.2% (66)	21.2% (29)	2.2% (3)	137
Psychological perspectives on life's issues	24.4% (33)	50.4% (68)	23.7% (32)	1.5% (2)	135
Religious implications of science and modern knowledge	19.7% (26)	42.4% (56)	29.5% (39)	8.3% (11)	132
Spiritual growth	49.3% (67)	27.9% (38)	16.9% (23)	5.9% (8)	136
Stimulate action of convictions	32.1% (43)	35.8% (48)	27.6% (37)	4.5% (6)	134
Theological values	11.9% (16)	33.3% (45)	38.5% (52)	16.3% (22)	135
UU denominational issues	6.7% (9)	34.3% (46)	47.8% (64)	11.2% (15)	134
UU history	9.0% (12)	30.6% (41)	55.2% (74)	5.2% (7)	134
Values and perspectives on social issues	40.9% (54)	38.6% (51)	17.4% (23)	3.0% (4)	132

Other (please specify) 10

answered question 139

skipped question 9

16. How important to you are these Sunday worship service objectives?

	Extremely important	Very important	Somewhat important	Not important	Rating Count
Build community	59.3% (83)	26.4% (37)	14.3% (20)	0.0% (0)	140
Help us understand ourselves better; self reflection	58.6% (82)	35.0% (49)	6.4% (9)	0.0% (0)	140
Inspire reverence and awe	22.2% (30)	35.6% (48)	30.4% (41)	11.9% (16)	135
Promote a supportive environment for developing and sharing individual feelings and beliefs	37.9% (53)	41.4% (58)	17.1% (24)	3.6% (5)	140
Show new paths for individual growth and change	47.9% (67)	37.9% (53)	12.9% (18)	1.4% (2)	140
Spur individuals to act on their own convictions	38.5% (52)	40.0% (54)	20.0% (27)	1.5% (2)	135

Other (please specify) 2













answered question 141

skipped question 7

17. A variety of functions comprise a minister's work. Each minister has to prioritize these functions, and thus his or her time. In what rank order would you like our next minister to do so? (Use 1 as the most important and 7 as the least, and only one of each number, please)

	1	2	3	4	5	6	7	Rating Count
Pastor: counsels, visits the sick, visits people at home, etc.	9.4% (13)	25.4% (35)	23.9% (33)	15.9% (22)	15.9% (22)	5.8% (8)	3.6% (5)	138
Social activist: promotes ethical values in the larger community	6.6% (9)	14.0% (19)	16.2% (22)	25.0% (34)	19.9% (27)	10.3% (14)	8.1% (11)	136
Facilitator: involves people in congregational life	7.3% (10)	14.6% (20)	20.4% (28)	18.2% (25)	22.6% (31)	10.2% (14)	6.6% (9)	137
Spiritual leader: prepares and leads worships and celebrations	63.2% (86)	23.5% (32)	6.6% (9)	2.9% (4)	2.9% (4)	0.0% (0)	0.7% (1)	136
Intellectual leader: challenges and stimulates the thinking of the congregation	24.8% (34)	33.6% (46)	20.4% (28)	15.3% (21)	2.9% (4)	2.2% (3)	0.7% (1)	137
Fiscal Administrator: proposes annual budget and oversees its implementation	0.0% (0)	1.5% (2)	5.2% (7)	6.7% (9)	9.6% (13)	21.5% (29)	55.6% (75)	135
Chief of Staff: supervises staff and supports Church Council	2.9% (4)	3.6% (5)	13.9% (19)	13.9% (19)	13.9% (19)	38.7% (53)	13.1% (18)	137
							Other (please specify)	11
							answered question	138
							skipped question	10

18. Responsibility for a successful church is shared among the minister, other staff, and lay leadership. In terms of personal capabilities and time and attention, which of the following priorities for the church's next minister do you consider to be the most important? (please check 3)

		Response Percent	Response Count
Assuring efficient and effective church administration		12.9%	18
Caring for and counseling individuals		36.7%	51
Creating a sense of awe and wonder in Sunday services		25.2%	35
Encouraging congregational social justice programs		15.8%	22
Encouraging volunteers and developing lay leadership		15.1%	21
Fostering a sense of fellowship and community within the church		59.7%	83
Guiding/facilitating committee work		0.7%	1
Leading and guiding the church staff		15.1%	21
Offering stimulating adult enrichment programs		4.3%	6
Participating in religious education for children and youth		6.5%	9
Presenting stimulating and challenging Sunday services		84.9%	118
Providing visible leadership in the community beyond the church		21.6%	30
answered question			139
skipped question			9



19. Which are the following qualities do you think are the most important considerations in screening ministerial candidates? (select 3)

		Response Percent	Response Count
Character (strong moral consistency, stability, reliability)		47.8%	66
Consultive and cooperative approach		13.0%	18
Creativity (ability to develop and present new ideas and methods)		15.9%	22
Empathy (genuine interest in and concern about others)		50.0%	69
Humility (awareness of his/her limitations)		8.0%	11
Intellectual depth and rigor		23.9%	33
Open-mindedness (receptive to other ideas)		15.2%	21
Professional competence (ability to communicate, counsel, empower, etc.)		63.8%	88
Scholarship (educated, informed, interesting)		14.5%	20
Sense of calling (motivated, enthusiastic)		20.3%	28
Sense of humor		27.5%	38
		answered question	138
		skipped question	10

20. UU tradition and the congregation's historical practice is that the minister should have freedom of the pulpit, whereby s/he may express whatever views s/he may hold without censorship from the congregation.

	Yes	No	Not sure	Rating Count
Do you agree with the policy?	87.1% (121)	1.4% (2)	11.5% (16)	139
Do you believe this policy extends to the expression of partisan political views?	41.3% (57)	34.1% (47)	24.6% (34)	138
answered question				139
skipped question				9





21. The UUA General Assembly adopted an equal opportunity policy in 1989 which states "ministerial settlement procedures [should be] without discrimination because of race, color, disability, sex, affectional or sexual orientation, age, or national origin." Do you have any reservations regarding the application of this policy in regard to our church?

		Response Percent	Response Count
Yes		2.9%	4
No		97.1%	134
Other (please specify)			3
answered question			138
skipped question			10





22. How would you personally feel about our congregation calling as a minister a person who is...

	Enthusiastic	Comfortable	Uncomfortable	Rating Count
Male?	35.0% (49)	65.0% (91)	0.0% (0)	140
Female?	35.7% (50)	64.3% (90)	0.0% (0)	140
White?	27.3% (38)	72.7% (101)	0.0% (0)	139
A person of color/member of historically marginalized ethnic/cultural group?	33.1% (46)	66.2% (92)	0.7% (1)	139
Gay or lesbian?	25.7% (36)	72.9% (102)	1.4% (2)	140
Bisexual?	20.1% (28)	71.9% (100)	7.9% (11)	139
Transgender?	12.4% (17)	61.3% (84)	26.3% (36)	137
Physically challenged?	20.7% (28)	72.6% (98)	6.7% (9)	135
Politically liberal?	42.8% (59)	54.3% (75)	2.9% (4)	138
Politically conservative?	2.9% (4)	25.5% (35)	71.5% (98)	137
From a moneyed background?	10.9% (15)	83.3% (115)	5.8% (8)	138
From a working class background?	21.0% (29)	79.0% (109)	0.0% (0)	138
Younger than 40?	19.6% (27)	71.7% (99)	8.7% (12)	138
Older than 60?	16.2% (22)	65.4% (89)	18.4% (25)	136
On a co-ministry team?	16.2% (21)	70.0% (91)	13.8% (18)	130
			Other (please specify)	16
answered question				140
skipped question				8

23. In your opinion, which statement would best describe the administrative role of our next minister?

		Response Percent	Response Count
The minister administers the daily operations of the congregation, guiding the various committees in their work		0.7%	1
The minister is actively involved in many of the committees of the congregation as a consultant/ stimulator/ facilitator		8.0%	11
The minister is primarily concerned with the religious life of the congregation; the committees are the primary administrators of the congregation		18.2%	25
While the board and the committees set policy or organize the programs of the congregation, the minister also has an administrative role in operations. This necessitates a cooperative, collaborative approach.		73.0%	100
		answered question	137
		skipped question	11

24. What predominant style of ministry would you prefer in our next minister?

		Response Percent	Response Count
Facilitator: the minister as go-between; due to the connections forged among congregants by the minister, the congregation feels itself functioning "spontaneously"		22.8%	31
Pastor: the minister as chaplain; by virtue of his/her spiritual and moral gifts the minister becomes an influential counselor to individuals and to a strong lay leadership		45.6%	62
Prophet: the minister as visionary; envisioning a future of promise, the minister inspires the congregation and the larger community to pursue it		30.9%	42
Steward: the minister as city manager; with the minister dogging the details, the congregation runs like a well-oiled machine		0.7%	1
		answered question	136
		skipped question	12

25. How important are these various ministerial functions to you?











	Extremely important	Very important	Somewhat important	Not important	Rating Count
Administration	6.1% (8)	31.3% (41)	51.1% (67)	11.5% (15)	131
Adult religious education	7.7% (10)	47.7% (62)	41.5% (54)	3.1% (4)	130
Alternative worship	6.4% (8)	20.8% (26)	50.4% (63)	22.4% (28)	125
Anti-racism/anti-oppression work	17.8% (23)	44.2% (57)	34.1% (44)	3.9% (5)	129
Campus ministry	3.9% (5)	23.4% (30)	55.5% (71)	17.2% (22)	128
Children's religious education	18.0% (23)	43.0% (55)	28.9% (37)	10.2% (13)	128
Church dynamics	29.2% (38)	46.2% (60)	19.2% (25)	5.4% (7)	130
Committee work	1.6% (2)	25.2% (32)	59.1% (75)	14.2% (18)	127
Community building	42.6% (55)	42.6% (55)	14.7% (19)	0.0% (0)	129
Denominational activities	9.4% (12)	37.0% (47)	44.1% (56)	9.4% (12)	127
Facilitation	24.0% (30)	43.2% (54)	29.6% (37)	3.2% (4)	125
Facilities design and management	0.8% (1)	7.2% (9)	49.6% (62)	42.4% (53)	125
Finance	3.8% (5)	28.5% (37)	50.0% (65)	17.7% (23)	130
Fundraising events	1.6% (2)	20.9% (27)	54.3% (70)	23.3% (30)	129
Hospital calling	22.7% (29)	32.0% (41)	39.8% (51)	5.5% (7)	128
Interfaith outreach and communication	14.1% (18)	50.8% (65)	32.0% (41)	3.1% (4)	128
Leadership development	15.6% (20)	53.9% (69)	26.6% (34)	3.9% (5)	128
Membership growth	12.3% (16)	43.8% (57)	33.1% (43)	10.8% (14)	130
Music and liturgical arts	12.6% (16)	27.6% (35)	40.9% (52)	18.9% (24)	127
Personal counseling	22.9% (30)	43.5% (57)	28.2% (37)	5.3% (7)	131
Pledge drive canvassing	2.3% (3)	10.9% (14)	49.6% (64)	37.2% (48)	129
Preaching	82.3% (107)	16.9% (22)	0.8% (1)	0.0% (0)	130

Scholarship	21.1% (27)	45.3% (58)	25.8% (33)	7.8% (10)	128
Social action	25.2% (33)	48.9% (64)	23.7% (31)	2.3% (3)	131
Spiritual guidance	56.3% (72)	34.4% (44)	7.8% (10)	1.6% (2)	128
Staff relations	22.3% (29)	57.7% (75)	20.0% (26)	0.0% (0)	130
Worship	69.2% (90)	25.4% (33)	4.6% (6)	0.8% (1)	130
Young adult ministry	5.3% (7)	43.5% (57)	42.7% (56)	8.4% (11)	131
Youth ministry	9.4% (12)	44.9% (57)	36.2% (46)	9.4% (12)	127



Other (please specify) 10

answered question	132
skipped question	16








26. What responsibility should the parish minister have for the day-to-day administration of the church?

		Response Percent	Response Count
The parish minister is the chief administrator, with all staff reporting directly or indirectly to her/him		14.2%	19
The parish minister is a member of the executive team which has overall responsibility. The other members are the Board President, the Treasurer, and the Administrator		25.4%	34
The parish minister has little responsibility for administration		2.2%	3
Administrative responsibility is shared collaboratively between the parish minister and the Board		19.4%	26
No opinion. This is for the Board and the parish minister to work out		18.7%	25
The parish minister supervises and evaluates the other ministers		1.5%	2
The parish minister leads by virtue of her/his experience and wisdom, but has no supervisory authority		2.2%	3
The parish minister is part of the ministerial team which among them has different areas of authority		5.2%	7
Administrative responsibility is shared collaboratively between the parish minister and the Board		8.2%	11
No opinion. This is for the ministers to work out themselves		3.0%	4
		answered question	134
		skipped question	14

27. What is your affiliation with the congregation?

		Response Percent	Response Count
Member		90.4%	123
Associate/Friend		9.6%	13
	Other (please specify)		5
answered question			136
skipped question			12

28. How long have you been associated with the congregation?

		Response Percent	Response Count
Less than 1 year		0.7%	1
1-2 years		5.8%	8
3-5 years		26.8%	37
6-10 years		20.3%	28
11-15 years		21.0%	29
16-20 years		15.2%	21
21 years or more		10.1%	14
Founding member		0.0%	0
answered question			138
skipped question			10







29. Thinking back to a time when you have been unwell, to what extent did the congregation reach out and offer support to you?

		Response Percent	Response Count
Not at all		9.4%	13
A little bit		19.6%	27
A fair amount		10.1%	14
A great deal		13.8%	19
Not applicable, I have not been unwell while affiliated with the congregation		47.1%	65
answered question			138
skipped question			10









30. What is your age?

		Response Percent	Response Count
18 or under		0.7%	1
19-29		0.0%	0
30-39		3.6%	5
40-49		18.8%	26
50-59		21.7%	30
60-69		28.3%	39
70-79		18.1%	25
80 or over		8.7%	12
answered question			138
skipped question			10





31. How many years have you been a Unitarian Universalist?

		Response Percent	Response Count
0-2 years		2.2%	3
3-5 years		15.9%	22
6-10 years		10.1%	14
11-15 years		19.6%	27
More than 15 years		37.0%	51
Life-long		15.2%	21
answered question			138
skipped question			10



32. What was your most recent prior religious affiliation?

		Response Percent	Response Count
None		17.7%	23
Always a UU		11.5%	15
Buddhist		1.5%	2
Catholic Christian		14.6%	19
Hindu		0.0%	0
Jewish		5.4%	7
Muslim		0.8%	1
Protestant Christian		42.3%	55
Quaker		6.2%	8
	Other (please specify)		12
answered question			130
skipped question			18




33. How much is your affiliation with this congregation and/or Unitarian Universalism a source of strength or comfort to you?

		Response Percent	Response Count
None at all		0.7%	1
Somewhat		18.8%	26
A fair amount		29.0%	40
A great deal		51.4%	71
answered question			138
skipped question			10








34. What is your gender?

		Response Percent	Response Count
Male		25.4%	35
Female		74.6%	103
Transgender		0.0%	0
	Other (please specify)		0
answered question			138
skipped question			10




35. What is your sexual orientation?

		Response Percent	Response Count
Bisexual		5.2%	7
Gay		0.0%	0
Heterosexual		90.4%	122
Lesbian		4.4%	6
Other (please indicate)		0.0%	0
	Other (please specify)		3
answered question			135
skipped question			13

36. What is your current marital status?

		Response Percent	Response Count
Divorced		8.7%	12
Domestic partnership		1.4%	2
Living with partner		5.1%	7
Married		68.1%	94
Separated		2.2%	3
Single		5.1%	7
Widowed		9.4%	13
answered question			138
skipped question			10







37. Is your spouse/partner affiliated with the congregation?

		Response Percent	Response Count
Yes		65.2%	90
No		17.4%	24
Not applicable		17.4%	24
answered question			138
skipped question			10



38. What is your ethnic/racial background?

	Primary	Secondary	Rating Count
African American/Black	100.0% (1)	0.0% (0)	1
American Indian/Alaska Native	0.0% (0)	100.0% (1)	1
Asian	0.0% (0)	100.0% (1)	1
Hispanic/Latino	0.0% (0)	100.0% (1)	1
Pacific Islander	50.0% (1)	50.0% (1)	2
White (not of Hispanic origin)	99.3% (134)	1.5% (2)	135
		Other (please specify)	2
answered question			136
skipped question			12

39. What formal education have you completed? (Check highest level)

		Response Percent	Response Count
Less than high school		0.7%	1
High school or GED equivalent		1.4%	2
Associate's degree, trade school, or some college		3.6%	5
Bachelor's or conservatory degree		23.2%	32
Master's degree		44.9%	62
PhD, M.D., J.D., or similar advanced degree		26.1%	36
answered question			138
skipped question			10

40. FOR QUESTIONS 41 THROUGH 45, PLEASE ONLY ONE ANSWER PER HOUSEHOLD. IF YOU ARE NOT ANSWERING, PLEASE GO TO QUESTION 46. Another household member is answering these questions on my behalf.

		Response Percent	Response Count
Yes		10.3%	12
No		89.7%	104
answered question			116
skipped question			32

41. If you have children, please indicate their involvement in the program.

	child(ren)	participates in R.E. at church	Rating Count
Preschool	50.0% (2)	75.0% (3)	4
K-3	80.0% (8)	90.0% (9)	10
4-6	76.9% (10)	100.0% (13)	13
7-8	94.1% (16)	100.0% (17)	17
9-12	82.6% (19)	87.0% (20)	23
College	100.0% (8)	12.5% (1)	8
answered question			47
skipped question			101






42. What was your total gross family/household income before taxes last year?

		Response Percent	Response Count
Less than \$25,000		1.9%	2
\$25,000 to \$50,000		14.4%	15
\$50,001 to \$75,000		17.3%	18
\$75,001 to \$100,000		20.2%	21
\$100,001 to \$125,000		19.2%	20
\$125,001 to \$150,000		11.5%	12
\$150,001 to \$200,000		7.7%	8
Over \$200,000		7.7%	8
answered question			104
skipped question			44





43. What is your current MONTHLY family/household pledge--- whether you pledge as individuals or as a family?

		Response Percent	Response Count
Less than \$50		5.6%	6
\$50 to \$99		16.8%	18
\$100 to \$199		46.7%	50
\$200 to \$299		13.1%	14
\$300 to \$399		0.9%	1
\$400 to \$499		5.6%	6
\$500 to \$599		1.9%	2
\$600 to \$799		3.7%	4
Other		5.6%	6
	Other (please specify)		8
		answered question	107
		skipped question	41

44. How central/peripheral is your affiliation with this congregation and/or Unitarian Universalism to your identity as an individual?

		Response Percent	Response Count
Highly peripheral		3.3%	4
Somewhat peripheral		12.4%	15
Neither peripheral nor central		22.3%	27
Somewhat central		38.0%	46
Highly central		24.0%	29
answered question			121
skipped question			27

45. About how long does it take you to travel to the church from home?

		Response Percent	Response Count
Less than 15 minutes		52.0%	64
15-30 minutes		43.1%	53
30-45 minutes		3.3%	4
45-60 minutes		1.6%	2
Over an hour		0.0%	0
answered question			123
skipped question			25

46. THE LAST 9 QUESTIONS (46-54) ARE OPEN ENDED. PLEASE RESPOND TO ALL, OR JUST THOSE YOU CHOOSE TO ANSWER AT THIS TIME. IF THERE IS ANYTHING ELSE YOU WOULD LIKE US TO CONSIDER, PLEASE INDICATE IN THIS SECTION. PLEASE REMEMBER TO CLICK "DONE" ON THE LAST PAGE TO SUBMIT YOUR SURVEY. What current strengths does our congregation possess that you would like to either see maintained or developed in the immediate future?

	Response Count
	93
answered question	93
skipped question	55

47. What are the main things you would like the congregation to accomplish or get involved in within the next three to five years?

	Response Count
	84
answered question	84
skipped question	64

48. What current church problems/issues concern you? What problems/issues are likely to be pressing in five years?

	Response Count
	91
answered question	91
skipped question	57

49. What qualities (professional skills/expertise and personal) should our next minister possess? What is your profile for our hoped-for minister?

**Response
Count**

96

answered question

96

skipped question

52

50. What achievements will make you say, "I'm glad the minister is among us?"

**Response
Count**

81

answered question

81

skipped question

67

51. Describe the worst mistake your new minister could make.

**Response
Count**

98

answered question

98

skipped question

50

52. What expectations, however unstated, do you have about the minister's family and personal life?

**Response
Count**

92

answered question 92

skipped question 56

53. Would you like to see the church's membership grow? What would be the advantages and disadvantages of growing?

**Response
Count**

107

answered question 107

skipped question 41

54. Are there any special issues that you would like our Ministerial Search Committee to consider and on which you would like to express your views?

**Response
Count**

60

answered question 60

skipped question 88